



Quarterly Investment Report

FOR THE QUARTER ENDED MARCH 31, 2024

● ● ● SRWA BOARD MEETING





Southmost Regional Water Authority
QUARTERLY INVESTMENT REPORT
 Investment Officers Certification
 March 31, 2024


This report is prepared for the Southmost Regional Water Authority ("SRWA") in accordance with Chapter 2256 of the Public Funds Investment Act ("PFIA"). Section 2256.023(a) of the PFIA states that "Not less than quarterly, the investment officer shall prepare and submit to the governing body of the entity a written report of the investment transactions for all funds covered by this chapter for the preceding reporting period." This report, which covers the quarter ended March 31, 2024, is signed by the Investment Officers and includes the disclosures required in the PFIA.

The investment portfolio complied with the PFIA and the SRWA's approved Investment Policy and Strategy throughout the quarter. All investment transactions made in the SRWA's portfolio during this quarter were made on behalf of the SRWA and were in full compliance with the PFIA and the SRWA's approved Investment Policy.

| Asset Class | Face Amount/Shares | Market Value | Book Value | % of Portfolio | Yield to Maturity | Days To Maturity |
|-----------------------------|----------------------|----------------------|----------------------|----------------|-------------------|------------------|
| Bank Deposits Wells Fargo | 854,176.25 | 854,176.25 | 854,176.25 | 6.66 | 5.18 | 1 |
| Certificate of Deposits | 2,865,000.00 | 2,865,000.00 | 2,865,000.00 | 22.32 | 5.46 | 190 |
| Investment Pools | 7,305,969.72 | 7,305,969.72 | 7,305,969.72 | 56.93 | 5.38 | 13 |
| Money Market MF | 1,120,277.68 | 1,120,277.68 | 1,120,277.68 | 8.73 | 5.21 | 1 |
| US Treasury - Notes Bills | 700,000.00 | 688,415.00 | 688,794.92 | 5.37 | 5.20 | 153 |
| Total / Average | 12,845,423.65 | 12,833,838.65 | 12,834,218.57 | 100.00 | 5.36 | 58 |

 4/22/24
 Miguel A. Perez, Chief Financial Officer Date

 4-18-24
 Pedro Elizondo, Controller Date

 4/18/24
 Jorge Santillan, Treasury and Accounting Manager Date

 4/18/24
 Tricia Ayers, Controller Date



Southmost Regional Water Authority Detail Distribution by Asset Class

| | Description | Settlement Date | Maturity Date | Days To Maturity | % of Portfolio | Face Amount/Shares | Book Value | Market Value | Yield to Maturity |
|------------------------------------|--|-----------------|---------------|------------------|----------------|----------------------|----------------------|----------------------|-------------------|
| Bank Deposits Wells Fargo | | | | | | | | | |
| 1 | Wells Fargo Insured | | | 1 | 6.62 | 849,292.69 | 849,292.69 | 849,292.69 | 5.20 |
| 2 | Wells Fargo Collateralized | | | 1 | 0.04 | 4,883.56 | 4,883.56 | 4,883.56 | 1.65 |
| 3 | Sub Total / Average Bank Deposits Wells Fargo | | | 1 | 6.66 | 854,176.25 | 854,176.25 | 854,176.25 | 5.18 |
| Certificate of Deposits | | | | | | | | | |
| 4 | Cornerstone Bank, York, NE 5.6 12/18/2024 | 12/19/2023 | 12/18/2024 | 262 | 1.84 | 236,000.00 | 236,000.00 | 236,000.00 | 5.60 |
| 5 | Crossfirst Bank, Leawood, KS 5.4 7/15/2024 | 1/17/2024 | 7/15/2024 | 106 | 1.89 | 243,000.00 | 243,000.00 | 243,000.00 | 5.40 |
| 6 | Farmers & Merchants Union Bank, Columbus, WI 5 | 3/22/2024 | 3/21/2025 | 355 | 1.85 | 237,000.00 | 237,000.00 | 237,000.00 | 5.25 |
| 7 | Fieldpoint Private Bank & Trust, CT 5.35 4/26/ | 4/28/2023 | 4/26/2024 | 26 | 1.85 | 237,000.00 | 237,000.00 | 237,000.00 | 5.35 |
| 8 | Financial Federal Savings Bank, Memphis, TN 5.35 1 | 1/30/2024 | 10/28/2024 | 211 | 1.87 | 240,000.00 | 240,000.00 | 240,000.00 | 5.35 |
| 9 | First Internet Bank of Indiana, Indianapolis, IN 5 | 3/22/2024 | 3/21/2025 | 355 | 1.85 | 237,000.00 | 237,000.00 | 237,000.00 | 5.31 |
| 10 | First State Bank & Trust Company, Caruthersvil | 3/22/2024 | 3/21/2025 | 355 | 1.85 | 237,000.00 | 237,000.00 | 237,000.00 | 5.35 |
| 11 | Gbank, Las Vegas, NV 5.7 9/3/2024 | 12/8/2023 | 9/3/2024 | 156 | 1.86 | 239,000.00 | 239,000.00 | 239,000.00 | 5.70 |
| 12 | Global Bank, New York, NY 5.55 12/18/2024 | 12/19/2023 | 12/18/2024 | 262 | 1.84 | 236,000.00 | 236,000.00 | 236,000.00 | 5.55 |
| 13 | Nexbank, Ssb, TX 5.35 5/14/2024 | 5/15/2023 | 5/14/2024 | 44 | 1.85 | 237,000.00 | 237,000.00 | 237,000.00 | 5.35 |
| 14 | Patriot Bank, Stamford, CT 5.6 6/17/2024 | 12/19/2023 | 6/17/2024 | 78 | 1.89 | 243,000.00 | 243,000.00 | 243,000.00 | 5.60 |
| 15 | T Bank, Tollway, TX 5.68 6/17/2024 | 12/19/2023 | 6/17/2024 | 78 | 1.89 | 243,000.00 | 243,000.00 | 243,000.00 | 5.68 |
| 16 | Sub Total / Average Certificate of Deposits | | | 190 | 22.32 | 2,865,000.00 | 2,865,000.00 | 2,865,000.00 | 5.46 |
| Investment Pools | | | | | | | | | |
| 17 | Texas Daily | | | 1 | 35.63 | 4,572,790.83 | 4,572,790.83 | 4,572,790.83 | 5.35 |
| 18 | Texpool | | | 1 | 11.56 | 1,483,178.89 | 1,483,178.89 | 1,483,178.89 | 5.34 |
| 19 | Texas TERM 5.14 9/16/2024 | 2/2/2024 | 9/16/2024 | 169 | 1.95 | 250,000.00 | 250,000.00 | 250,000.00 | 5.14 |
| 20 | Texas TERM 5.24 7/26/2024 | 2/2/2024 | 7/26/2024 | 117 | 1.95 | 250,000.00 | 250,000.00 | 250,000.00 | 5.24 |
| 21 | Texas TERM 5.71 4/2/2024 | 9/28/2023 | 4/2/2024 | 2 | 1.95 | 250,000.00 | 250,000.00 | 250,000.00 | 5.71 |
| 22 | Texas TERM 5.79 5/6/2024 | 11/2/2023 | 5/6/2024 | 36 | 3.90 | 500,000.00 | 500,000.00 | 500,000.00 | 5.79 |
| 23 | Sub Total / Average Investment Pools | | | 13 | 56.93 | 7,305,969.72 | 7,305,969.72 | 7,305,969.72 | 5.38 |
| Money Market MF | | | | | | | | | |
| 24 | US Bank | | | 1 | 8.73 | 1,120,277.68 | 1,120,277.68 | 1,120,277.68 | 5.21 |
| US Treasury - Notes Bills | | | | | | | | | |
| 25 | T-Note 1.25 8/31/2024 | 2/23/2024 | 8/31/2024 | 153 | 5.36 | 700,000.00 | 688,794.92 | 688,415.00 | 5.20 |
| 26 | Total / Average | | | 58 | 100 | 12,845,423.65 | 12,834,218.57 | 12,833,838.65 | 5.36 |



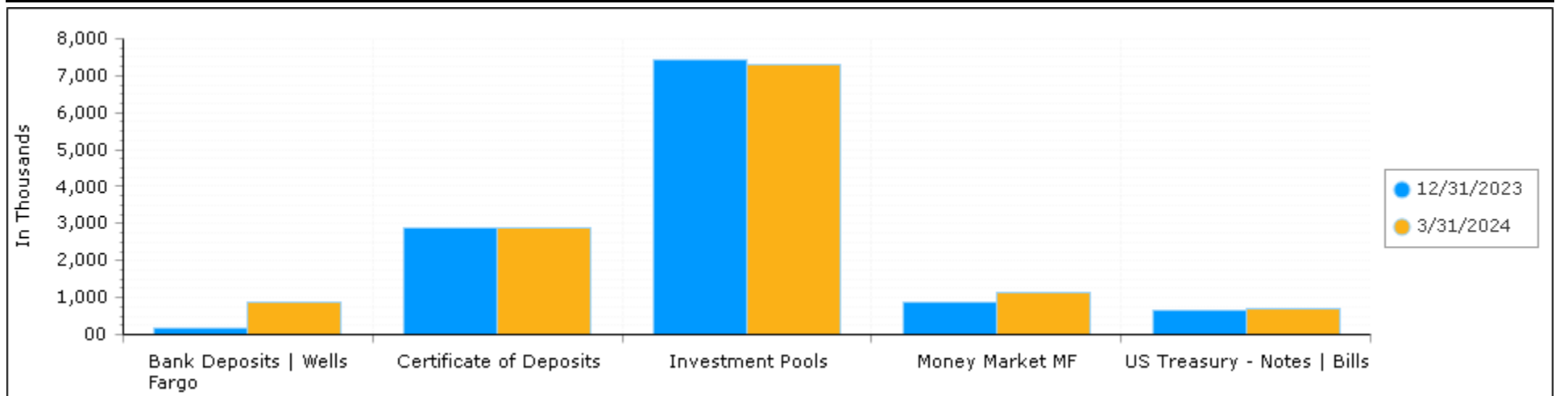
Southmost Regional Water Authority Distribution by Asset Class - Market Value

Begin Date: 12/31/2023, End Date: 3/31/2024

Asset Class Allocation

| Asset Class | Market Value 12/31/2023 | % of Portfolio 12/31/2023 | Market Value 3/31/2024 | % of Portfolio 3/31/2024 |
|-----------------------------|----------------------------|------------------------------|---------------------------|-----------------------------|
| Bank Deposits Wells Fargo | 170,366.51 | 1.42 | 854,176.25 | 6.66 |
| Certificate of Deposits | 2,872,000.00 | 23.97 | 2,865,000.00 | 22.32 |
| Investment Pools | 7,416,443.86 | 61.89 | 7,305,969.72 | 56.93 |
| Money Market MF | 880,040.73 | 7.34 | 1,120,277.68 | 8.73 |
| US Treasury - Notes Bills | 645,170.50 | 5.38 | 688,415.00 | 5.36 |
| Total / Average | 11,984,021.60 | 100.00 | 12,833,838.65 | 100.00 |

Portfolio Holdings



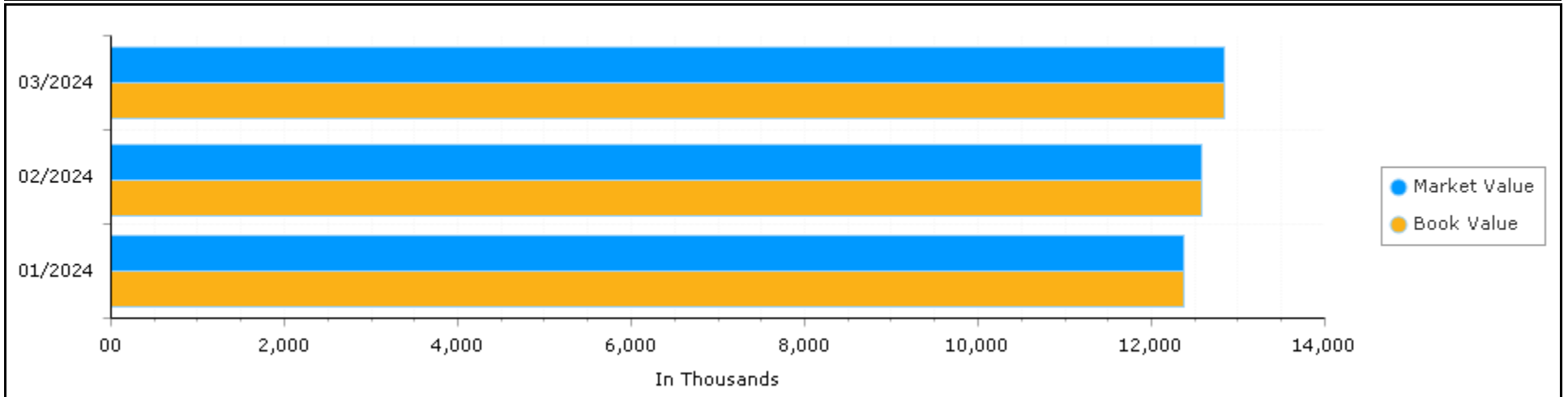


Southmost Regional Water Authority Portfolio Summary by Month

Begin Date: 1/31/2024, End Date: 3/31/2024

| Month | Market Value | Book Value | Investment Income | Yield to Maturity | 3 Month Treasury | Days To Maturity |
|-----------------|---------------|---------------|-------------------|-------------------|------------------|------------------|
| 1/31/2024 | 12,381,142.53 | 12,381,056.58 | 55,234.57 | 5.45 | 5.22 | 49 |
| 2/29/2024 | 12,587,421.29 | 12,587,728.90 | 52,664.29 | 5.39 | 5.24 | 53 |
| 3/31/2024 | 12,833,838.65 | 12,834,218.57 | 57,157.15 | 5.36 | 5.24 | 58 |
| Total / Average | 12,600,800.82 | 12,601,001.35 | 165,056.01 | 5.40 | 5.23 | 53 |

Market Value / Book Value Comparison





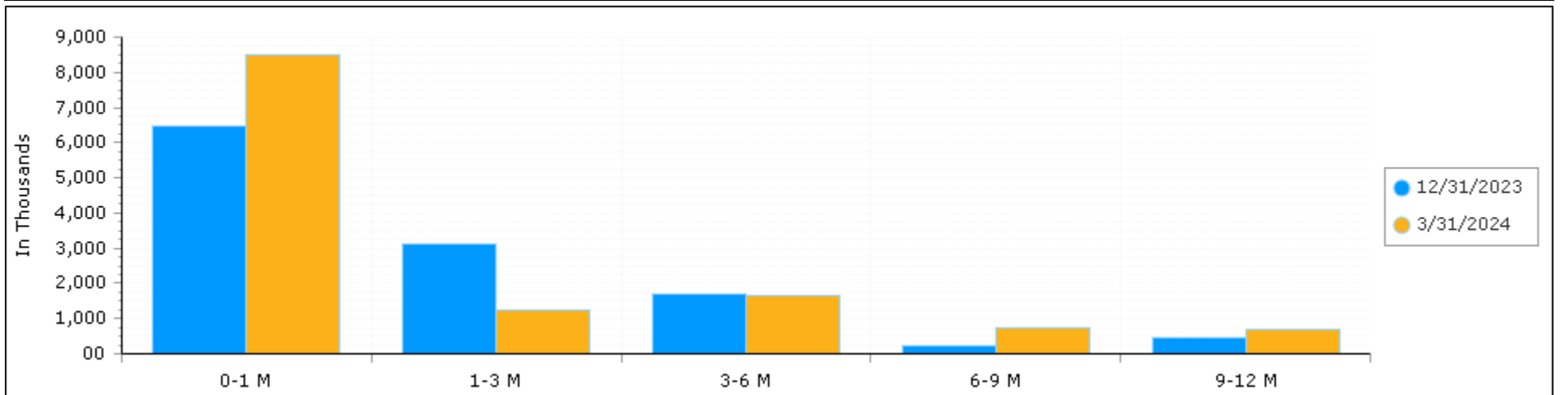
Southmost Regional Water Authority Distribution by Maturity Range - Market Value

Begin Date: 12/31/2023, End Date: 3/31/2024

Maturity Range Allocation

| Maturity Range | Market Value 12/31/2023 | % of Portfolio 12/31/2023 | Market Value 3/31/2024 | % of Portfolio 3/31/2024 |
|------------------------|----------------------------|------------------------------|---------------------------|-----------------------------|
| 0-1 Month | 6,459,851.10 | 53.90 | 8,517,423.65 | 66.37 |
| 1-3 Months | 3,103,170.50 | 25.89 | 1,223,000.00 | 9.53 |
| 3-6 Months | 1,710,000.00 | 14.27 | 1,670,415.00 | 13.02 |
| 6-9 Months | 239,000.00 | 1.99 | 712,000.00 | 5.55 |
| 9-12 Months | 472,000.00 | 3.94 | 711,000.00 | 5.54 |
| Total / Average | 11,984,021.60 | 100.00 | 12,833,838.65 | 100.00 |

Portfolio Holdings





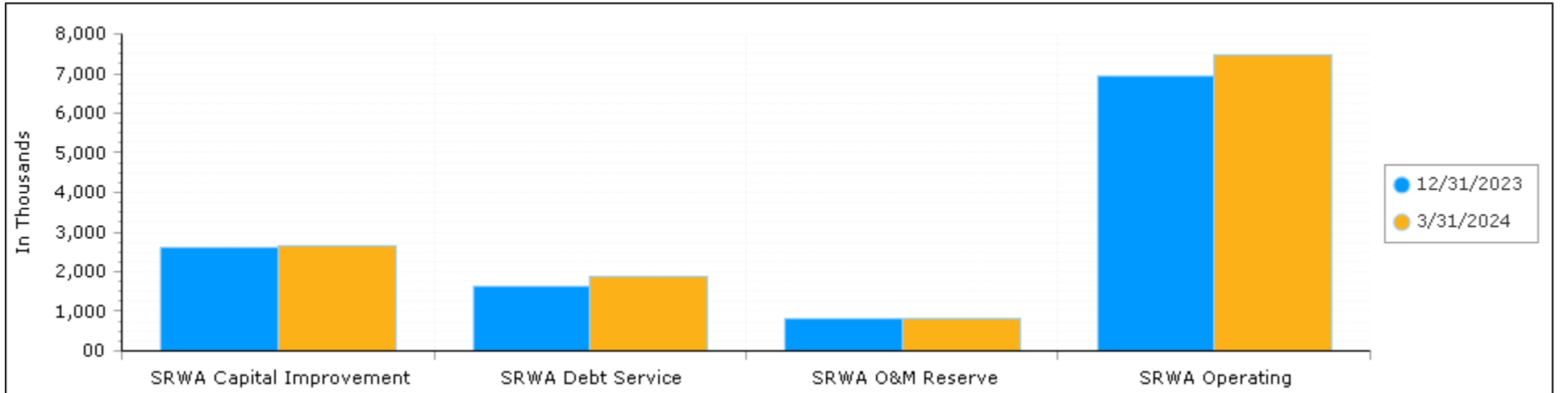
Southmost Regional Water Authority Distribution by Fund Group - Market Value

Begin Date: 12/31/2023, End Date: 3/31/2024

Fund Group - Allocation

| Fund Group | Market Value 12/31/2023 | % of Portfolio 12/31/2023 | Market Value 3/31/2024 | % of Portfolio 3/31/2024 |
|--------------------------|----------------------------|------------------------------|---------------------------|-----------------------------|
| SRWA Capital Improvement | 2,597,748.51 | 21.68 | 2,637,987.68 | 20.55 |
| SRWA Debt Service | 1,647,558.90 | 13.75 | 1,893,207.26 | 14.75 |
| SRWA O&M Reserve | 808,530.46 | 6.75 | 817,010.19 | 6.37 |
| SRWA Operating | 6,930,183.73 | 57.83 | 7,485,633.52 | 58.33 |
| Total / Average | 11,984,021.60 | 100.00 | 12,833,838.65 | 100.00 |

Portfolio Holdings





Purchases | Sold & Matured Southmost Regional Water Authority

Begin Date: 12/31/2023 | End Date: 03/31/2024

| Trade Date | Settlement Date | Face Amount / Shares | Description | Principal Amount | Price | Portfolio |
|-----------------------|-----------------|----------------------|--|------------------|--------|---------------------------|
| PURCHASES | | | | | | |
| January 2024 | | | | | | |
| 1/17/2024 | 1/17/2024 | 243,000.00 | Crossfirst Bank, Leawood, KS 5.4 7/15/2024 | 243,000.00 | 100.00 | SRWA Capital Improvement |
| 1/30/2024 | 1/30/2024 | 240,000.00 | Financial Federal Savings Bank, Memphis, TN 5.35 1 | 240,000.00 | 100.00 | SRWA Operating |
| February 2024 | | | | | | |
| 2/1/2024 | 2/2/2024 | 250,000.00 | Texas TERM 5.24 7/26/2024 | 250,000.00 | 100.00 | SRWA Capital Improvement |
| 2/1/2024 | 2/2/2024 | 250,000.00 | Texas TERM 5.14 9/16/2024 | 250,000.00 | 100.00 | SRWA Capital Improvement |
| 2/22/2024 | 2/23/2024 | 700,000.00 | T-Note 1.25 8/31/2024 | 686,085.19 | 98.01 | SRWA Debt Service Reserve |
| March 2024 | | | | | | |
| 3/22/2024 | 3/22/2024 | 237,000.00 | Farmers & Merchants Union Bank, Columbus, WI 5 | 237,000.00 | 100.00 | SRWA Operating |
| 3/22/2024 | 3/22/2024 | 237,000.00 | First Internet Bank of Indiana, Indianapolis, IN 5 | 237,000.00 | 100.00 | SRWA Operating |
| 3/22/2024 | 3/22/2024 | 237,000.00 | First State Bank & Trust Company, Caruthersvil | 237,000.00 | 100.00 | SRWA Operating |
| TOTAL | | 2,394,000.00 | | | | |
| SOLD MATURED | | | | | | |
| January 2024 | | | | | | |
| 1/29/2024 | 1/29/2024 | 243,000.00 | Financial Federal Savings Bank, Memphis, TN 5.65 1 | 243,000.00 | | SRWA Operating |
| February 2024 | | | | | | |
| 2/2/2024 | 2/2/2024 | 500,000.00 | Texas TERM 5.74 2/2/2024 | 500,000.00 | | SRWA Capital Improvement |
| 2/22/2024 | 2/22/2024 | 650,000.00 | T-Bill 0 2/22/2024 | 650,000.00 | | SRWA Debt Service Reserve |
| March 2024 | | | | | | |
| 3/18/2024 | 3/18/2024 | 240,000.00 | Maplemark Bank, TX 5.45 3/18/2024 | 240,000.00 | | SRWA Operating |
| 3/18/2024 | 3/18/2024 | 500,000.00 | Texas TERM 5.7 3/18/2024 | 500,000.00 | | SRWA Operating |
| 3/18/2024 | 3/18/2024 | 240,000.00 | First Bank of Ohio, OH 5.45 3/18/2024 | 240,000.00 | | SRWA Operating |
| 3/22/2024 | 3/22/2024 | 236,000.00 | First Internet Bank of Indiana, IN 5.59 3/22/2024 | 236,000.00 | | SRWA Operating |
| 3/22/2024 | 3/22/2024 | 250,000.00 | Texas TERM 5.79 3/22/2024 | 250,000.00 | | SRWA Operating |
| 3/22/2024 | 3/22/2024 | 250,000.00 | Texas TERM 5.79 3/22/2024 | 250,000.00 | | SRWA Capital Improvement |
| 3/25/2024 | 3/25/2024 | 242,000.00 | Austin Capital Bank, TX 5.95 3/25/2024 | 242,000.00 | | SRWA O&M Reserve |
| TOTAL | | 3,351,000.00 | | | | |



Southmost Regional Water Authority Portfolio Holdings by Portfolio Name

Date: 3/31/2024

| Description | Face Amount / Shares | Settlement Date | Cost Value | Market Price | Market Value | % Portfolio | Credit Rating | Days To Call/Maturity |
|--|----------------------|-----------------|---------------------|--------------|---------------------|-----------------|---------------|-----------------------|
| CUSIP | | YTM @ Cost | Book Value | YTM @ Market | Accrued Interest | Unre. Gain/Loss | Credit Rating | Duration To Maturity |
| SRWA Capital Improvement | | | | | | | | |
| Crossfirst Bank, Leawood, KS 5.4 7/15/2024 | | 1/17/2024 | 243,000.00 | 100.00 | 243,000.00 | 1.89% | NR | 106 |
| CDS3103-071524 | 243,000.00 | 5.40 | 243,000.00 | 5.40 | 2,660.35 | 0.00 | NR | 0.29 |
| Gbank, Las Vegas, NV 5.7 9/3/2024 | | 12/8/2023 | 239,000.00 | 100.00 | 239,000.00 | 1.86% | NR | 156 |
| CDS3103-090324 | 239,000.00 | 5.70 | 239,000.00 | 5.70 | 4,254.85 | 0.00 | NR | 0.43 |
| T Bank, Tollway, TX 5.68 6/17/2024 | | 12/19/2023 | 243,000.00 | 100.00 | 243,000.00 | 1.89% | NR | 78 |
| CDS3103-061724 | 243,000.00 | 5.68 | 243,000.00 | 5.68 | 3,894.92 | 0.00 | NR | 0.21 |
| Texas DAILY Capital Improvement LGIP | | 9/30/2022 | 1,260,794.91 | 100.00 | 1,260,794.91 | 9.82% | NR | 1 |
| TD-SRWA-3103 | 1,260,794.91 | 5.35 | 1,260,794.91 | 5.35 | | 0.00 | Fitch-AAAmf | 0 |
| Texas TERM 5.14 9/16/2024 | | 2/2/2024 | 250,000.00 | 100.00 | 250,000.00 | 1.95% | NR | 169 |
| TTS3103-091624 | 250,000.00 | 5.14 | 250,000.00 | 5.14 | 2,071.45 | 0.00 | NR | 0.46 |
| Texas TERM 5.24 7/26/2024 | | 2/2/2024 | 250,000.00 | 100.00 | 250,000.00 | 1.95% | NR | 117 |
| TTS3103-072624 | 250,000.00 | 5.24 | 250,000.00 | 5.24 | 2,075.96 | 0.00 | NR | 0.32 |
| Wells Fargo IN Capital Improvement MM | | 9/30/2022 | 152,192.77 | 100.00 | 152,192.77 | 1.19% | NR | 1 |
| WF-SRWA-IN24D | 152,192.77 | 5.20 | 152,192.77 | 5.20 | | 0.00 | NR | 0 |
| | | | 2,637,987.68 | | 2,637,987.68 | 20.55% | | 59 |
| Sub Total SRWA Capital Improvement | 2,637,987.68 | 5.38 | 2,637,987.68 | 5.38 | 14,957.53 | 0.00 | | 0.16 |
| SRWA Debt Service | | | | | | | | |
| Texas DAILY Debt Service LGIP | | 9/30/2022 | 84,514.58 | 100.00 | 84,514.58 | 0.66% | NR | 1 |
| TD-SRWA-3101 | 84,514.58 | 5.35 | 84,514.58 | 5.35 | | 0.00 | Fitch-AAAmf | 0 |
| | | | 84,514.58 | | 84,514.58 | 0.66% | | 1 |
| Sub Total SRWA Debt Service | 84,514.58 | 5.35 | 84,514.58 | 5.35 | | 0.00 | | 0 |
| SRWA Debt Service 2009 | | | | | | | | |
| US Bank Debt Service 2009 MM | | 9/30/2022 | 334,303.39 | 100.00 | 334,303.39 | 2.6% | NR | 1 |
| USB-SRWA-63000 | 334,303.39 | 5.21 | 334,303.39 | 5.21 | | 0.00 | NR | 0 |
| | | | 334,303.39 | | 334,303.39 | 2.6% | | 1 |
| Sub Total SRWA Debt Service 2009 | 334,303.39 | 5.21 | 334,303.39 | 5.21 | | 0.00 | | 0 |

- YTM @ Cost | Yield to Maturity at Cost Value
 - Days to Maturity | Weighted Average Maturity
 - All securities are held to maturity, unrealized gains or losses are not applicable



Southmost Regional Water Authority Portfolio Holdings by Portfolio Name

Date: 3/31/2024

| Description | Face Amount / Shares | Settlement Date | Cost Value | Market Price | Market Value | % Portfolio | Credit Rating | Days To Call/Maturity |
|---|-------------------------|-----------------|-------------------|--------------|-------------------|-----------------|---------------|-----------------------|
| CUSIP | | YTM @ Cost | Book Value | YTM @ Market | Accrued Interest | Unre. Gain/Loss | Credit Rating | Duration To Maturity |
| SRWA Debt Service 2012 | | | | | | | | |
| US Bank Debt Service 2012 MM | | 9/30/2022 | 724,556.99 | 100.00 | 724,556.99 | 5.65% | NR | 1 |
| USB-SRWA-04000 | 724,556.99 | 5.21 | 724,556.99 | 5.21 | | 0.00 | NR | 0 |
| | | | 724,556.99 | | 724,556.99 | 5.65% | | 1 |
| Sub Total SRWA Debt Service 2012 | 724,556.99 | 5.21 | 724,556.99 | 5.21 | | 0.00 | | 0 |
| SRWA Debt Service 2017 | | | | | | | | |
| US Bank Debt Service 2017 MM | | 9/30/2022 | 34,468.08 | 100.00 | 34,468.08 | 0.27% | NR | 1 |
| USB-SRWA-23000 | 34,468.08 | 5.21 | 34,468.08 | 5.21 | | 0.00 | NR | 0 |
| | | | 34,468.08 | | 34,468.08 | 0.27% | | 1 |
| Sub Total SRWA Debt Service 2017 | 34,468.08 | 5.21 | 34,468.08 | 5.21 | | 0.00 | | 0 |
| SRWA Debt Service Reserve | | | | | | | | |
| T-Note 1.25 8/31/2024 | | 2/23/2024 | 686,085.19 | 98.35 | 688,415.00 | 5.37% | Moody's-Aaa | 153 |
| 912828YE4 | 700,000.00 | 5.20 | 688,794.92 | 5.31 | 737.09 | -379.92 | None | 0.42 |
| US Bank Debt Service Reserve MM | | 9/30/2022 | 26,949.22 | 100.00 | 26,949.22 | 0.21% | NR | 1 |
| USB-SRWA-63001 | 26,949.22 | 5.21 | 26,949.22 | 5.21 | | 0.00 | NR | 0 |
| | | | 713,034.41 | | 715,364.22 | 5.58% | | 147 |
| Sub Total SRWA Debt Service Reserve | 726,949.22 | 5.20 | 715,744.14 | 5.31 | 737.09 | -379.92 | | 0.4 |
| SRWA O&M Reserve | | | | | | | | |
| Fieldpoint Private Bank & Trust, CT 5.35 4/26/ | | 4/28/2023 | 237,000.00 | 100.00 | 237,000.00 | 1.85% | FDIC Insured | 26 |
| CDS3102-042624 | 237,000.00 | 5.35 | 237,000.00 | 5.35 | 11,741.56 | 0.00 | FDIC Insured | 0.07 |
| Texas DAILY O&M Reserve LGIP | | 9/30/2022 | 330,010.19 | 100.00 | 330,010.19 | 2.57% | NR | 1 |
| TD-SRWA-3102 | 330,010.19 | 5.35 | 330,010.19 | 5.35 | | 0.00 | Fitch-AAAmf | 0 |
| Texas TERM 5.71 4/2/2024 | | 9/28/2023 | 250,000.00 | 100.00 | 250,000.00 | 1.95% | NR | 2 |
| TTS3102-040224 | 250,000.00 | 5.71 | 250,000.00 | 5.71 | 7,215.51 | 0.00 | NR | 0.01 |
| | | | 817,010.19 | | 817,010.19 | 6.37% | | 9 |
| Sub Total SRWA O&M Reserve | 817,010.19 | 5.46 | 817,010.19 | 5.46 | 18,957.07 | 0.00 | | 0.02 |
| SRWA Operating | | | | | | | | |

- YTM @ Cost | Yield to Maturity at Cost Value
 - Days to Maturity | Weighted Average Maturity
 - All securities are held to maturity, unrealized gains or losses are not applicable



Southmost Regional Water Authority Portfolio Holdings by Portfolio Name

Date: 3/31/2024

| Description | Face Amount / Shares | Settlement Date | Cost Value | Market Price | Market Value | % Portfolio | Credit Rating | Days To Call/Maturity |
|--|----------------------|-----------------|--------------|--------------|------------------|-----------------|---------------|-----------------------|
| CUSIP | | YTM @ Cost | Book Value | YTM @ Market | Accrued Interest | Unre. Gain/Loss | Credit Rating | Duration To Maturity |
| Cornerstone Bank, York, NE 5.6 12/18/2024 | | 12/19/2023 | 236,000.00 | 100.00 | 236,000.00 | 1.84% | NR | 262 |
| CDS3100-121824B | 236,000.00 | 5.60 | 236,000.00 | 5.60 | 3,729.45 | 0.00 | NR | 0.72 |
| Farmers & Merchants Union Bank, Columbus, WI 5 | | 3/22/2024 | 237,000.00 | 100.00 | 237,000.00 | 1.85% | FDIC Insured | 355 |
| CDS3100-032125C | 237,000.00 | 5.25 | 237,000.00 | 5.25 | 306.80 | 0.00 | FDIC Insured | 0.97 |
| Financial Federal Savings Bank, Memphis, TN 5.35 1 | | 1/30/2024 | 240,000.00 | 100.00 | 240,000.00 | 1.87% | NR | 211 |
| CDS3100-102824 | 240,000.00 | 5.35 | 240,000.00 | 5.35 | 2,145.86 | 0.00 | NR | 0.58 |
| First Internet Bank of Indiana, Indianapolis, IN 5 | | 3/22/2024 | 237,000.00 | 100.00 | 237,000.00 | 1.85% | FDIC Insured | 355 |
| CDS3100-032125B | 237,000.00 | 5.31 | 237,000.00 | 5.31 | 310.31 | 0.00 | FDIC Insured | 0.97 |
| First State Bank & Trust Company, Caruthersvil | | 3/22/2024 | 237,000.00 | 100.00 | 237,000.00 | 1.85% | FDIC Insured | 355 |
| CDS3100-032125A | 237,000.00 | 5.35 | 237,000.00 | 5.35 | 312.65 | 0.00 | FDIC Insured | 0.97 |
| Global Bank, New York, NY 5.55 12/18/2024 | | 12/19/2023 | 236,000.00 | 100.00 | 236,000.00 | 1.84% | NR | 262 |
| CDS3100-121824A | 236,000.00 | 5.55 | 236,000.00 | 5.55 | 3,696.15 | 0.00 | NR | 0.72 |
| Nexbank, Ssb, TX 5.35 5/14/2024 | | 5/15/2023 | 237,000.00 | 100.00 | 237,000.00 | 1.85% | FDIC Insured | 44 |
| CDS3100-051424 | 237,000.00 | 5.35 | 237,000.00 | 5.35 | 11,151.01 | 0.00 | FDIC Insured | 0.12 |
| Patriot Bank, Stamford, CT 5.6 6/17/2024 | | 12/19/2023 | 243,000.00 | 100.00 | 243,000.00 | 1.89% | NR | 78 |
| CDS3100-061724 | 243,000.00 | 5.60 | 243,000.00 | 5.60 | 3,840.07 | 0.00 | NR | 0.21 |
| Texas DAILY Operating LGIP | | 9/30/2022 | 2,897,471.15 | 100.00 | 2,897,471.15 | 22.58% | NR | 1 |
| TD-SRWA-3100 | 2,897,471.15 | 5.35 | 2,897,471.15 | 5.35 | | 0.00 | Fitch-AAAmmf | 0 |
| Texas TERM 5.79 5/6/2024 | | 11/2/2023 | 500,000.00 | 100.00 | 500,000.00 | 3.9% | NR | 36 |
| TTS3100-050624 | 500,000.00 | 5.79 | 500,000.00 | 5.79 | 11,864.75 | 0.00 | NR | 0.1 |
| TexPool Operating LGIP | | 9/30/2022 | 1,483,178.89 | 100.00 | 1,483,178.89 | 11.56% | NR | 1 |
| TP-SRWA-0002 | 1,483,178.89 | 5.34 | 1,483,178.89 | 5.34 | | 0.00 | S&P-AAAm | 0 |
| Wells Fargo IN Operating MM | | 9/30/2022 | 697,099.92 | 100.00 | 697,099.92 | 5.43% | NR | 1 |
| WF-SRWA-IN17D | 697,099.92 | 5.20 | 697,099.92 | 5.20 | | 0.00 | NR | 0 |

- YTM @ Cost | Yield to Maturity at Cost Value
 - Days to Maturity | Weighted Average Maturity
 - All securities are held to maturity, unrealized gains or losses are not applicable



Southmost Regional Water Authority Portfolio Holdings by Portfolio Name

Date: 3/31/2024

| Description | Face Amount / Shares | Settlement Date | Cost Value | Market Price | Market Value | % Portfolio | Credit Rating | Days To Call/Maturity |
|---------------------------------|----------------------|-----------------|----------------------|--------------|----------------------|-----------------|---------------|-----------------------|
| CUSIP | | YTM @ Cost | Book Value | YTM @ Market | Accrued Interest | Unre. Gain/Loss | Credit Rating | Duration To Maturity |
| Wells Fargo PC Operating Cash | | 9/30/2022 | 4,883.56 | 100.00 | 4,883.56 | 0.04% | NR | 1 |
| WF-SRWA-PC2448 | 4,883.56 | 1.65 | 4,883.56 | 1.65 | | 0.00 | NR | 0 |
| | | | 7,485,633.52 | | 7,485,633.52 | 58.35% | | 64 |
| Sub Total SRWA Operating | 7,485,633.52 | 5.38 | 7,485,633.52 | 5.38 | 37,357.05 | 0.00 | | 0.17 |
| | | | 12,831,508.84 | | 12,833,838.65 | 100.00% | | 58 |
| TOTAL PORTFOLIO | 12,845,423.65 | 5.36 | 12,834,218.57 | 5.36 | 72,008.74 | -379.92 | | 0.16 |

- YTM @ Cost | Yield to Maturity at Cost Value
- Days to Maturity | Weighted Average Maturity
- All securities are held to maturity, unrealized gains or losses are not applicable



Southmost Regional Water Authority Projected Cash Flow by Month

Begin Date: 04-2024, End Date: 06-2024

| Date | CUSIP | Face Amount/Shares | Description | Principal Amount | Interest/Dividends | Total |
|-------------------|----------------|--------------------|--|---------------------|--------------------|---------------------|
| 4/2/2024 | TTS3102-040224 | 250,000.00 | Texas TERM 5.71 4/2/2024 | 250,000.00 | 7,293.51 | 257,293.51 |
| 4/26/2024 | CDS3102-042624 | 237,000.00 | Fieldpoint Private Bank & Trust, CT 5.35 4/26/ | 237,000.00 | 12,644.76 | 249,644.76 |
| April 2024 | | | | 487,000.00 | 19,938.27 | 506,938.27 |
| 5/6/2024 | TTS3100-050624 | 500,000.00 | Texas TERM 5.79 5/6/2024 | 500,000.00 | 14,752.60 | 514,752.60 |
| 5/14/2024 | CDS3100-051424 | 237,000.00 | Nexbank, Ssb, TX 5.35 5/14/2024 | 237,000.00 | 12,679.50 | 249,679.50 |
| May 2024 | | | | 737,000.00 | 27,432.10 | 764,432.10 |
| 6/17/2024 | CDS3100-061724 | 243,000.00 | Patriot Bank. Stamford, CT 5.6 6/17/2024 | 243,000.00 | 6,748.08 | 249,748.08 |
| 6/17/2024 | CDS3103-061724 | 243,000.00 | T Bank, Tollway, TX 5.68 6/17/2024 | 243,000.00 | 6,844.48 | 249,844.48 |
| June 2024 | | | | 486,000.00 | 13,592.56 | 499,592.56 |
| TOTAL | | | | 1,710,000.00 | 60,962.93 | 1,770,962.93 |