



# Board Meeting

---

MONDAY, MAY 5, 2025



# Quorum

---



# Public Comment Period

---



# Open Meeting

---

# Consideration and Possible Action on Approval of the April 7, 2025 Board Meeting Minutes

---

JOSEPH HOLLMANN



# General Manager's Report

---

- a. Operational, Chemical Optimization and Financial Report - Jacob Galvan, Jorge Santillan
- b. Southmost Regional Water Authority Quarterly Investment Report for quarter ended March 31, 2025, Pursuant to Chapter 2256.023 of the Public Funds Investment Act - Mirian Camacho
- c. Well Rehabilitation Timeline Update - Jose A. Garza
- d. Drought Update - Jaime Flores



# Quarterly Investment Report

FOR THE QUARTER ENDED MARCH 31, 2025

---

● ● ● S R W A B O A R D M E E T I N G |

MAY 5<sup>TH</sup>, 2025

Mirian Camacho

Treasury & Accounting Manager

Accounting and Treasury - 5120

A decorative graphic at the bottom of the slide consisting of several overlapping, wavy, horizontal bands in various shades of blue, creating a sense of movement and depth.




Southmost Regional Water Authority  
QUARTERLY INVESTMENT REPORT  
Investment Officers Certification  
March 31, 2025


This report is prepared for the Southmost Regional Water Authority ("SRWA") in accordance with Chapter 2256 of the Public Funds Investment Act ("PFIA"). Section 2256.023(a) of the PFIA states that "Not less than quarterly, the investment officer shall prepare and submit to the governing body of the entity a written report of the investment transactions for all funds covered by this chapter for the preceding reporting period." This report, which covers the quarter ended March 31, 2025, is signed by the Investment Officers and includes the disclosures required in the PFIA.

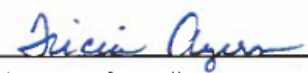
The investment portfolio complied with the PFIA and the SRWA's approved Investment Policy and Strategy throughout the quarter. All investment transactions made in the SRWA's portfolio during this quarter were made on behalf of the SRWA and were in full compliance with the PFIA and the SRWA's approved Investment Policy.

Asset Class (A)	Face Amount/Shares (B)	Market Value (C)	Book Value (D)	% of Portfolio (E)	Yield to Maturity (F)	Days To Maturity (G)
Bank Deposits   Wells Fargo	760,881.92	760,881.92	760,881.92	5.41	4.14	1
Certificate of Deposits	3,351,000.00	3,351,000.00	3,351,000.00	23.83	4.67	235
Investment Pools	8,023,897.83	8,023,897.83	8,023,897.83	57.05	4.45	12
Money Market MF	1,928,622.62	1,928,622.62	1,928,622.62	13.71	4.26	1
Total / Average	14,064,402.37	14,064,402.37	14,064,402.37	100.00	4.46	63

  
Miguel A. Perez, Chief Financial Officer  
Date 4/22/25

  
Mirian Camacho, Treasury and Accounting Manager  
Date 4/21/25

  
Pedro Elizondo, Controller  
Date 4-21-25

  
Tricia Ayers, Controller  
Date 4/21/25





## Southmost Regional Water Authority Detail Distribution by Asset Class

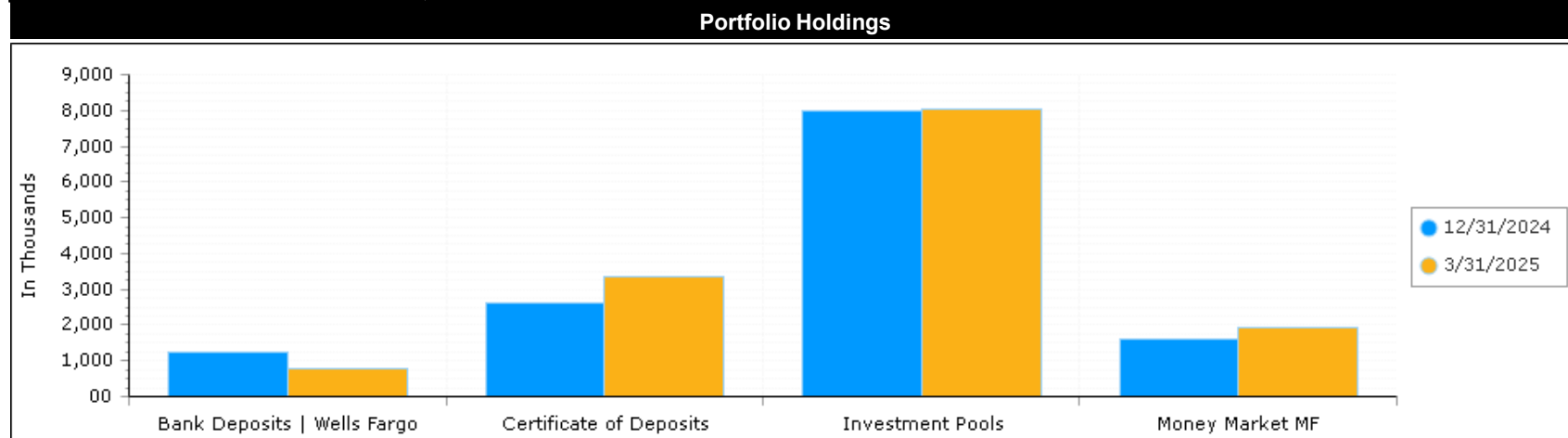
	Description	Settlement Date	Maturity Date	Days To Maturity	% of Portfolio	Face Amount/Shares	Book Value	Market Value	Yield to Maturity
	(A)	(B)	(C)	(D)	(E)	(F)	(G)	(H)	(I)
	<b>Bank Deposits   Wells Fargo</b>								
1	Wells Fargo Insured			1	5.34	750,881.92	750,881.92	750,881.92	4.17
2	Wells Fargo Collateralized			1	0.07	10,000.00	10,000.00	10,000.00	1.65
3	<b>Sub Total / Average Bank Deposits   Wells Fargo</b>			<b>1</b>	<b>5.41</b>	<b>760,881.92</b>	<b>760,881.92</b>	<b>760,881.92</b>	<b>4.14</b>
	<b>Certificate of Deposits</b>								
4	The First National Bank of Hutchinson, KS 5.37 4/2	4/26/2024	4/25/2025	25	1.69	237,000.00	237,000.00	237,000.00	5.37
5	T Bank, Tollway, TX 5.43 7/16/2025	7/16/2024	7/16/2025	107	1.69	237,000.00	237,000.00	237,000.00	5.43
6	Solera National Bank, Lakewood, CO 5.6 7/23/2025	7/23/2024	7/23/2025	114	1.68	236,000.00	236,000.00	236,000.00	5.60
7	5 Star Bank, Colorado Springs, Co (91005) 4.55 7/2	10/29/2024	7/28/2025	119	1.71	241,000.00	241,000.00	241,000.00	4.55
8	Maplemark Bank Dallas, TX 5.05 9/3/2025	9/3/2024	9/3/2025	156	1.69	237,000.00	237,000.00	237,000.00	5.05
9	Dundee Bank, Omaha, NE 4.3 12/16/2025	3/21/2025	12/16/2025	260	1.72	242,000.00	242,000.00	242,000.00	4.30
10	Harmony Bank, Dallas, TX 12/16/25 4.37 12/16/2025	3/21/2025	12/16/2025	260	1.72	242,000.00	242,000.00	242,000.00	4.37
11	Mission National Bank, San Francisco, CA 4.45 12/16	3/21/2025	12/16/2025	260	1.72	242,000.00	242,000.00	242,000.00	4.45
12	Nexbank, Ssb, Dallas, TX 4.3 12/16/2025	3/21/2025	12/16/2025	260	1.72	242,000.00	242,000.00	242,000.00	4.30
13	First State Bank of Dequeen, AR (21805) 4.5 3/4/202	3/4/2025	3/4/2026	338	1.70	239,000.00	239,000.00	239,000.00	4.50
14	Financial Federal Savings Bank, Memphis, TN 31840	3/12/2025	3/12/2026	346	1.70	239,000.00	239,000.00	239,000.00	4.35
15	First Bank Of Ohio, Tiffin, OH 31840 4.35 3/12/202	3/12/2025	3/12/2026	346	1.70	239,000.00	239,000.00	239,000.00	4.35
16	Gbank, Las Vegas, NV 58626 4.35 3/12/2026	3/12/2025	3/12/2026	346	1.70	239,000.00	239,000.00	239,000.00	4.35
17	Town & Country Bank, Las Vegas (57312) 4.39 4.	3/12/2025	3/12/2026	346	1.70	239,000.00	239,000.00	239,000.00	4.39
18	<b>Sub Total / Average Certificate of Deposits</b>			<b>235</b>	<b>23.83</b>	<b>3,351,000.00</b>	<b>3,351,000.00</b>	<b>3,351,000.00</b>	<b>4.67</b>
	<b>Investment Pools</b>								
19	Texas DAILY			1	34.20	4,810,636.33	4,810,636.33	4,810,636.33	4.35
20	TexPool			1	12.18	1,713,261.50	1,713,261.50	1,713,261.50	4.35
21	Texas TERM 5.29 4/7/2025	7/11/2024	4/7/2025	7	3.56	500,000.00	500,000.00	500,000.00	5.29
22	Texas TERM 4.78 5/9/2025	8/13/2024	5/9/2025	39	1.78	250,000.00	250,000.00	250,000.00	4.78
23	Texas TERM 4.78 5/9/2025	8/13/2024	5/9/2025	39	1.78	250,000.00	250,000.00	250,000.00	4.78
24	Texas TERM 4.51 8/15/2025	11/21/2024	8/15/2025	137	3.56	500,000.00	500,000.00	500,000.00	4.51
25	<b>Sub Total / Average Investment Pools</b>			<b>12</b>	<b>57.05</b>	<b>8,023,897.83</b>	<b>8,023,897.83</b>	<b>8,023,897.83</b>	<b>4.45</b>
26	<b>Money Market MF</b>								
27	US Bank			1	13.71	1,928,622.62	1,928,622.62	1,928,622.62	4.26
	<b>Total / Average</b>			<b>63</b>	<b>100</b>	<b>14,064,402.37</b>	<b>14,064,402.37</b>	<b>14,064,402.37</b>	<b>4.46</b>



## Southmost Regional Water Authority Distribution by Asset Class - Market Value

Begin Date: 12/31/2024, End Date: 3/31/2025

Asset Class Allocation				
Asset Class	Market Value 12/31/2024	% of Portfolio 12/31/2024	Market Value 3/31/2025	% of Portfolio 3/31/2025
Bank Deposits   Wells Fargo	1,250,130.23	9.27	760,881.92	5.41
Certificate of Deposits	2,619,000.00	19.43	3,351,000.00	23.83
Investment Pools	7,999,391.46	59.33	8,023,897.83	57.05
Money Market MF	1,614,441.73	11.97	1,928,622.62	13.71
Total / Average	13,482,963.42	100.00	14,064,402.37	100.00



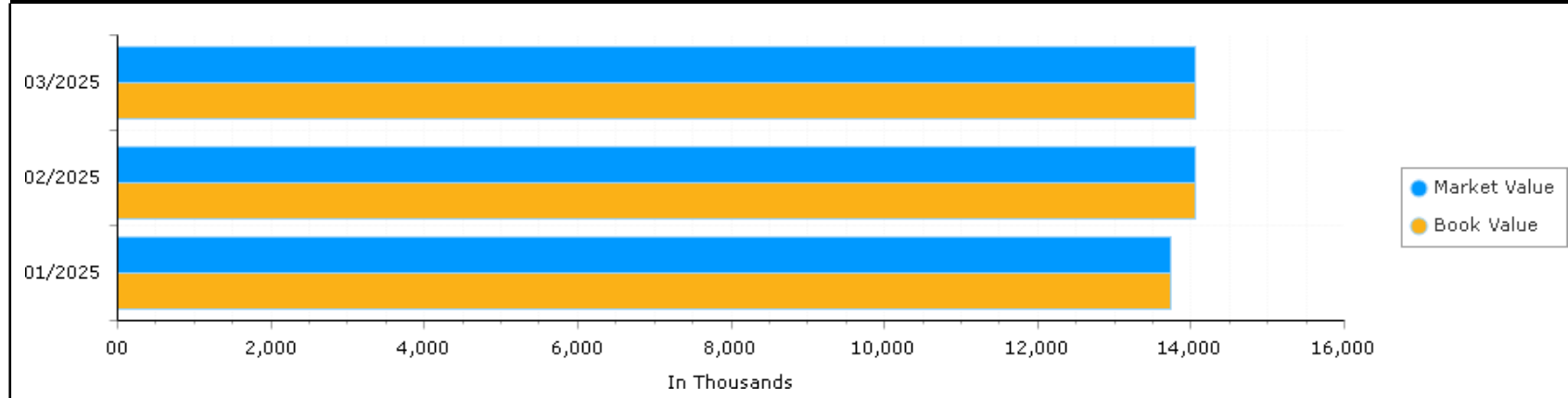


## Southmost Regional Water Authority Portfolio Summary by Month

Begin Date: 1/31/2025, End Date: 3/31/2025

Month	Market Value	Book Value	Investment Income	Yield To Maturity	3 Month Treasury	Days To Maturity
1/31/2025	13,728,104.23	13,728,104.23	52,799.96	4.62	4.21	32
2/28/2025	14,055,781.72	14,055,781.72	48,582.01	4.56	4.22	24
3/31/2025	14,064,402.37	14,064,402.37	52,496.68	4.46	4.20	63
<b>Total / Average</b>	<b>13,949,429.44</b>	<b>13,949,429.44</b>	<b>153,878.65</b>	<b>4.54</b>	<b>4.21</b>	<b>40</b>

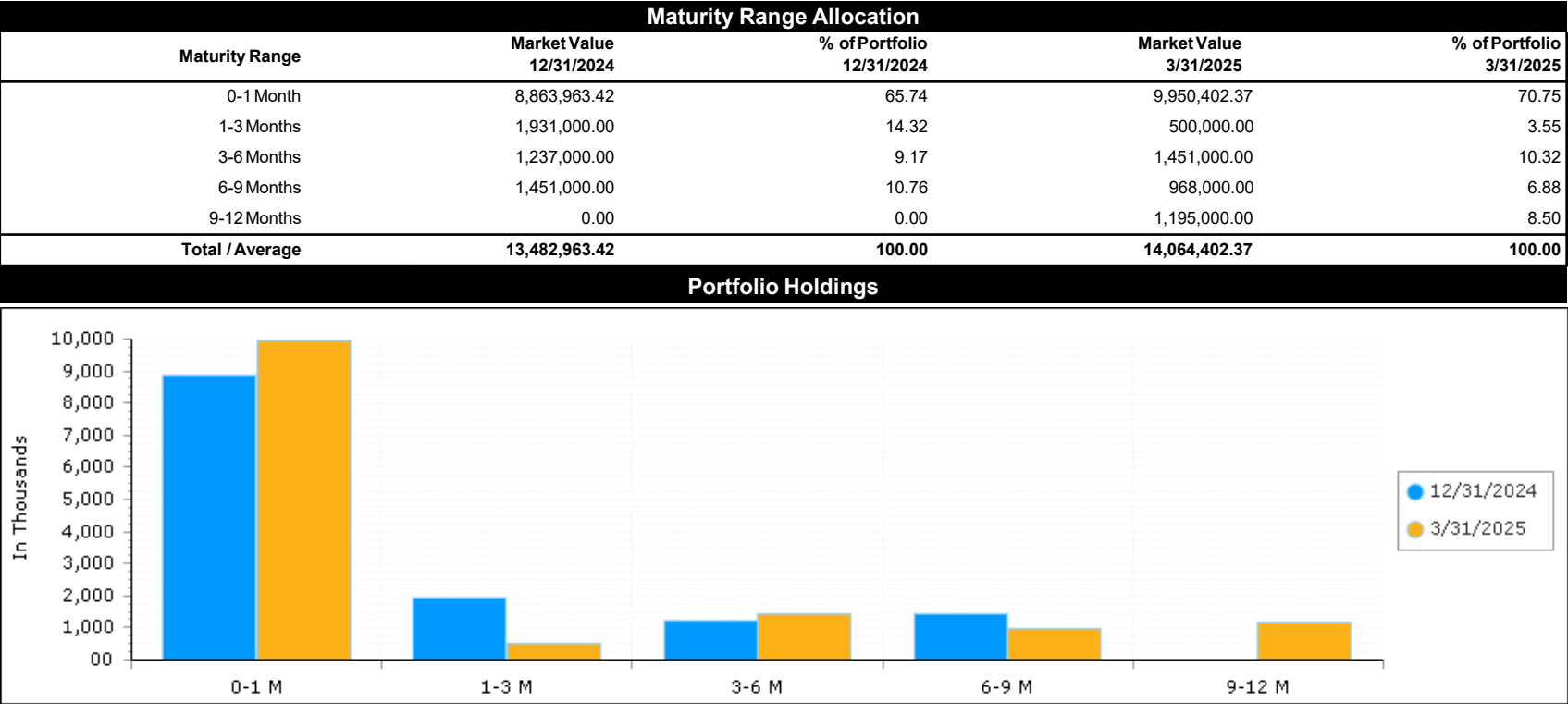
### Market Value / Book Value Comparison





Southmost Regional Water Authority  
Distribution by Maturity Range - Market Value

Begin Date: 12/31/2024, End Date: 3/31/2025

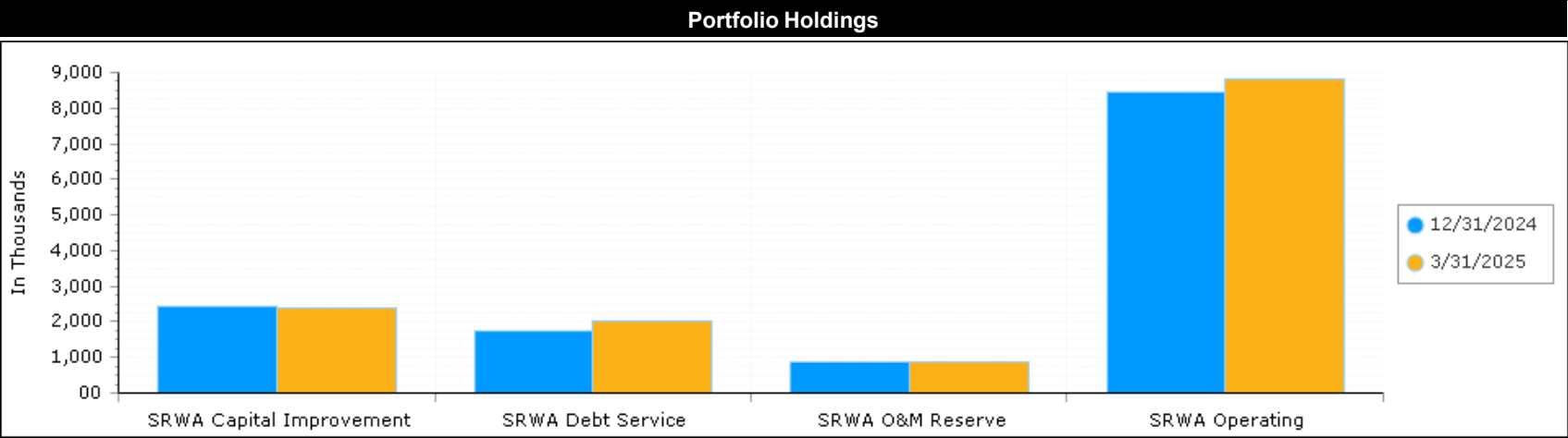




Southmost Regional Water Authority  
Distribution by Fund Group - Market Value

Begin Date: 12/31/2024, End Date: 3/31/2025

Manager Allocation				
Fund Group	Market Value 12/31/2024	% of Portfolio 12/31/2024	Market Value 3/31/2025	% of Portfolio 3/31/2025
SRWA Capital Improvement	2,444,611.83	18.13	2,372,847.53	16.87
SRWA Debt Service	1,740,684.17	12.91	2,015,660.18	14.33
SRWA O&M Reserve	855,284.79	6.34	859,415.67	6.11
SRWA Operating	8,442,382.63	62.62	8,816,478.99	62.69
Total / Average	13,482,963.42	100.00	14,064,402.37	100.00





Purchases | Sold & Matured  
Southmost Regional Water Authority

Begin Date: 12/33/2024, End Date: 03/31/2025

Trade Date	Settlement Date	Face Amount / Shares	Description	Principal Amount	Price	Portfolio
PURCHASES						
January 2025						
February 2025						
March 2025						
3/4/2025	3/4/2025	239,000.00	First State Bank of Dequeen, AR	239,000.00	239,000.00	SRWA Operating
3/12/2025	3/12/2025	239,000.00	Financial Federal Savings Bank, Memphis, TN	239,000.00	239,000.00	SRWA Operating
3/12/2025	3/12/2025	239,000.00	Town & Country Bank, Las Vegas	239,000.00	239,000.00	SRWA Operating
3/12/2025	3/12/2025	239,000.00	First Bank Of Ohio, Tiffin, OH	239,000.00	239,000.00	SRWA Operating
3/12/2025	3/12/2025	239,000.00	Gbank, Las Vegas, NV	239,000.00	239,000.00	SRWA Operating
3/21/2025	3/21/2025	242,000.00	Nexbank, Ssb, Dallas, TX	242,000.00	242,000.00	SRWA Operating
3/21/2025	3/21/2025	242,000.00	Mission National Bank, San Francisco, CA	242,000.00	242,000.00	SRWA Operating
3/21/2025	3/21/2025	242,000.00	Dundee Bank, Omaha, NE	242,000.00	242,000.00	SRWA Operating
3/21/2025	3/21/2025	242,000.00	Harmony Bank, Dallas, TX	242,000.00	242,000.00	SRWA Operating
TOTAL		2,163,000.00				
SOLD   MATURED						
January 2025						
February 2025						
2/3/2025	2/3/2025	500,000.00	Texas TERM 5.35	500,000.00		SRWA Operating
2/10/2025	2/10/2025	240,000.00	Tioga-Franklin Savings Bank, Philadelphia, PA	240,000.00		SRWA Operating
March 2025						
3/17/2025	3/17/2025	240,000.00	Fieldpoint Private Bank & Trust, Greenwich, CT	240,000.00		SRWA Operating
3/17/2025	3/17/2025	240,000.00	Austin Capital Bank, Austin, TX	240,000.00		SRWA Operating
3/21/2025	3/21/2025	237,000.00	Farmers & Merchants Union Bank, Columbus, WI	237,000.00		SRWA Operating
3/21/2025	3/21/2025	237,000.00	First Internet Bank of Indiana, Indianapolis, IN	237,000.00		SRWA Operating
3/21/2025	3/21/2025	237,000.00	First State Bank & Trust Company, Caruthersville	237,000.00		SRWA Operating
TOTAL		1,931,000.00				



## Southmost Regional Water Authority Portfolio Holdings by Portfolio Name

Date: 3/31/2025

Description CUSIP	Face Amount / Shares	Settlement Date YTM @ Cost	Cost Value Book Value	Market Price YTM @ Market	Market Value Accrued Interest	% Portfolio Unre. Gain/Loss	Credit Rating Credit Rating	Days To Call/Maturity Duration To Maturity
<b>SRWA Capital Improvement</b>								
Solera National Bank, Lakewood, CO 5.6 7/23/2025		7/23/2024	236,000.00	100.00	236,000.00	1.68%	FDIC Insured	114
CDS3103-072325	236,000.00	5.60	236,000.00	5.60	9,088.26	0.00	FDIC Insured	0.31
Texas DAILY   Capital Improvement LGIP		9/30/2022	1,321,156.95	100.00	1,321,156.95	9.39%	NR	1
TD-SRWA-3103	1,321,156.95	4.35	1,321,156.95	4.35		0.00	Fitch-AAAmf	0
Texas TERM 4.78 5/9/2025		8/13/2024	250,000.00	100.00	250,000.00	1.78%	NR	39
TTS3103-050925	250,000.00	4.78	250,000.00	4.78	7,530.14	0.00	NR	0.11
Texas TERM 5.29 4/7/2025		7/11/2024	500,000.00	100.00	500,000.00	3.56%	NR	7
TTS3103-040725	500,000.00	5.29	500,000.00	5.29	19,058.49	0.00	NR	0.02
Wells Fargo IN   Capital Improvement MM		9/30/2022	65,690.58	100.00	65,690.58	0.47%	NR	1
WF-SRWA-IN24D	65,690.58	4.17	65,690.58	4.17		0.00	NR	0
			<b>2,372,847.53</b>		<b>2,372,847.53</b>	<b>16.88%</b>		<b>18</b>
<b>Sub Total SRWA Capital Improvement</b>	<b>2,372,847.53</b>	<b>4.71</b>	<b>2,372,847.53</b>	<b>4.71</b>	<b>35,676.89</b>	<b>0.00</b>		<b>0.05</b>
<b>SRWA Debt Service</b>								
Texas DAILY   Debt Service LGIP		9/30/2022	87,037.56	100.00	87,037.56	0.62%	NR	1
TD-SRWA-3101	87,037.56	4.35	87,037.56	4.35		0.00	Fitch-AAAmf	0
			<b>87,037.56</b>		<b>87,037.56</b>	<b>0.62%</b>		<b>1</b>
<b>Sub Total SRWA Debt Service</b>	<b>87,037.56</b>	<b>4.35</b>	<b>87,037.56</b>	<b>4.35</b>		<b>0.00</b>		<b>0</b>
<b>SRWA Debt Service 2009</b>								
US Bank   Debt Service 2009 MM		9/30/2022	354,871.48	100.00	354,871.48	2.52%	NR	1
USB-SRWA-63000	354,871.48	4.26	354,871.48	4.26		0.00	NR	0
			<b>354,871.48</b>		<b>354,871.48</b>	<b>2.52%</b>		<b>1</b>
<b>Sub Total SRWA Debt Service 2009</b>	<b>354,871.48</b>	<b>4.26</b>	<b>354,871.48</b>	<b>4.26</b>		<b>0.00</b>		<b>0</b>
<b>SRWA Debt Service 2012</b>								
US Bank   Debt Service 2012 MM		9/30/2022	786,027.37	100.00	786,027.37	5.59%	NR	1
USB-SRWA-04000	786,027.37	4.26	786,027.37	4.26		0.00	NR	0

- YTM @ Cost | Yield to Maturity at Cost Value  
- Days to Maturity | Weighted Average Maturity  
- All securities are held to maturity, unrealized gains or losses are not applicable



## Southmost Regional Water Authority Portfolio Holdings by Portfolio Name

Date: 3/31/2025

Description CUSIP	Face Amount / Shares	Settlement Date YTM @ Cost	Cost Value Book Value	Market Price YTM @ Market	Market Value Accrued Interest	% Portfolio Unre. Gain/Loss	Credit Rating Credit Rating	Days To Call/Maturity Duration To Maturity
<b>Sub Total SRWA Debt Service 2012</b>	<b>786,027.37</b>	<b>4.26</b>	<b>786,027.37</b>	<b>4.26</b>	<b>786,027.37</b>	<b>5.59%</b>		<b>1</b>
<b>SRWA Debt Service 2017</b>						<b>0.00</b>		<b>0</b>
US Bank   Debt Service 2017 MM		9/30/2022	39,084.56	100.00	39,084.56	0.28%	NR	1
USB-SRWA-23000	39,084.56	4.26	39,084.56	4.26		0.00	NR	0
			<b>39,084.56</b>		<b>39,084.56</b>	<b>0.28%</b>		<b>1</b>
<b>Sub Total SRWA Debt Service 2017</b>	<b>39,084.56</b>	<b>4.26</b>	<b>39,084.56</b>	<b>4.26</b>		<b>0.00</b>		<b>0</b>
<b>SRWA Debt Service Reserve</b>								
US Bank   Debt Service Reserve MM		9/30/2022	748,639.21	100.00	748,639.21	5.32%	NR	1
USB-SRWA-63001	748,639.21	4.26	748,639.21	4.26		0.00	NR	0
			<b>748,639.21</b>		<b>748,639.21</b>	<b>5.32%</b>		<b>1</b>
<b>Sub Total SRWA Debt Service Reserve</b>	<b>748,639.21</b>	<b>4.26</b>	<b>748,639.21</b>	<b>4.26</b>		<b>0.00</b>		<b>0</b>
<b>SRWA O&amp;M Reserve</b>								
T Bank, Tollway, TX 5.43 7/16/2025		7/16/2024	237,000.00	100.00	237,000.00	1.69%	FDIC Insured	107
CDS3102-071625	237,000.00	5.43	237,000.00	5.43	9,096.51	0.00	FDIC Insured	0.29
Texas DAILY   O&M Reserve LGIP		9/30/2022	385,415.67	100.00	385,415.67	2.74%	NR	1
TD-SRWA-3102	385,415.67	4.35	385,415.67	4.35		0.00	Fitch-AAAmf	0
The First National Bank of Hutchinson, KS 5.37 4/2		4/26/2024	237,000.00	100.00	237,000.00	1.69%	FDIC Insured	25
CDS3102-042525	237,000.00	5.37	237,000.00	5.37	11,820.33	0.00	FDIC Insured	0.07
			<b>859,415.67</b>		<b>859,415.67</b>	<b>6.12%</b>		<b>37</b>
<b>Sub Total SRWA O&amp;M Reserve</b>	<b>859,415.67</b>	<b>4.93</b>	<b>859,415.67</b>	<b>4.93</b>	<b>20,916.84</b>	<b>0.00</b>		<b>0.1</b>
<b>SRWA Operating</b>								
5 Star Bank, Colorado Springs, Co (91005) 4.55 7/2		10/29/2024	241,000.00	100.00	241,000.00	1.71%	NR	119
CDS3100-072825	241,000.00	4.55	241,000.00	4.55	4,596.50	0.00	NR	0.33
Dundee Bank, Omaha, NE 4.3 12/16/2025		3/21/2025	242,000.00	100.00	242,000.00	1.72%	FDIC Insured	260
CDS3100-121625D	242,000.00	4.30	242,000.00	4.30	285.10	0.00	FDIC Insured	0.71

- YTM @ Cost | Yield to Maturity at Cost Value  
- Days to Maturity | Weighted Average Maturity  
- All securities are held to maturity, unrealized gains or losses are not applicable





## Southmost Regional Water Authority Portfolio Holdings by Portfolio Name

Date: 3/31/2025

Description CUSIP	Face Amount / Shares	Settlement Date YTM @ Cost	Cost Value Book Value	Market Price YTM @ Market	Market Value Accrued Interest	% Portfolio Unre. Gain/Loss	Credit Rating Credit Rating	Days To Call/Maturity Duration To Maturity
Financial Federal Savings Bank, Memphis, TN 31840		3/12/2025	239,000.00	100.00	239,000.00	1.7%	FDIC Insured	346
CDS3100-031226B	239,000.00	4.35	239,000.00	4.35	541.19	0.00	FDIC Insured	0.95
First Bank Of Ohio, Tiffin, OH 31840 4.35 3/12/202		3/12/2025	239,000.00	100.00	239,000.00	1.7%	FDIC Insured	346
CDS3100-031226C	239,000.00	4.35	239,000.00	4.35	541.19	0.00	FDIC Insured	0.95
First State Bank of Dequeen, AR (21805) 4.5 3/4/202		3/4/2025	239,000.00	100.00	239,000.00	1.7%	FDIC Insured	338
CDS3100-030426	239,000.00	4.50	239,000.00	4.50	795.58	0.00	FDIC Insured	0.93
Gbank, Las Vegas, NV 58626 4.35 3/12/2026		3/12/2025	239,000.00	100.00	239,000.00	1.7%	FDIC Insured	346
CDS3100-031226D	239,000.00	4.35	239,000.00	4.35	541.19	0.00	FDIC Insured	0.95
Harmony Bank, Dallas, TX 12/16/25 4.37 12/16/2025		3/21/2025	242,000.00	100.00	242,000.00	1.72%	FDIC Insured	260
CDS3100-121625B	242,000.00	4.37	242,000.00	4.37	289.74	0.00	FDIC Insured	0.71
Maplemark Bank Dallas, TX 5.05 9/3/2025		9/3/2024	237,000.00	100.00	237,000.00	1.69%	FDIC Insured	156
CDS3100-090325	237,000.00	5.05	237,000.00	5.05	6,853.20	0.00	FDIC Insured	0.43
Mission National Bank, San Francisco, CA 4.45 12/16		3/21/2025	242,000.00	100.00	242,000.00	1.72%	FDIC Insured	260
CDS3100-121625A	242,000.00	4.45	242,000.00	4.45	295.04	0.00	FDIC Insured	0.71
Nexbank, Ssb, Dallas, TX 4.3 12/16/2025		3/21/2025	242,000.00	100.00	242,000.00	1.72%	FDIC Insured	260
CDS3100-121625C	242,000.00	4.30	242,000.00	4.30	285.10	0.00	FDIC Insured	0.71
Texas DAILY   Operating LGIP		9/30/2022	3,017,026.15	100.00	3,017,026.15	21.45%	NR	1
TD-SRWA-3100	3,017,026.15	4.35	3,017,026.15	4.35		0.00	Fitch-AAAmf	0
Texas TERM 4.51 8/15/2025		11/21/2024	500,000.00	100.00	500,000.00	3.56%	NR	137
TTS3100-081525	500,000.00	4.51	500,000.00	4.51	8,031.51	0.00	NR	0.38
Texas TERM 4.78 5/9/2025		8/13/2024	250,000.00	100.00	250,000.00	1.78%	NR	39
TTS3100-050925	250,000.00	4.78	250,000.00	4.78	7,530.14	0.00	NR	0.11
TexPool   Operating LGIP		9/30/2022	1,713,261.50	100.00	1,713,261.50	12.18%	NR	1
TP-SRWA-0002	1,713,261.50	4.35	1,713,261.50	4.35		0.00	S&P-AAAm	0

- YTM @ Cost | Yield to Maturity at Cost Value  
- Days to Maturity | Weighted Average Maturity  
- All securities are held to maturity, unrealized gains or losses are not applicable



## Southmost Regional Water Authority Portfolio Holdings by Portfolio Name

Date: 3/31/2025

Description	Face Amount / Shares	Settlement Date YTM @ Cost	Cost Value Book Value	Market Price YTM @ Market	Market Value Accrued Interest	% Portfolio Unre. Gain/Loss	Credit Rating Credit Rating	Days To Call/Maturity Duration To Maturity
Town & Country Bank, Las Vegas (57312) 4.39 4.		3/12/2025	239,000.00	100.00	239,000.00	1.7%	FDIC Insured	346
CDS3100-031226A	239,000.00	4.39	239,000.00	4.39	546.16	0.00	FDIC Insured	0.95
Wells Fargo IN   Operating MM		9/30/2022	685,191.34	100.00	685,191.34	4.87%	NR	1
WF-SRWA-IN17D	685,191.34	4.17	685,191.34	4.17		0.00	NR	0
Wells Fargo PC   Operating Cash		9/30/2022	10,000.00	100.00	10,000.00	0.07%	NR	1
WF-SRWA-PC2448	10,000.00	1.65	10,000.00	1.65		0.00	NR	0
			<b>8,816,478.99</b>		<b>8,816,478.99</b>	<b>62.69%</b>		<b>92</b>
<b>Sub Total SRWA Operating</b>	<b>8,816,478.99</b>	<b>4.38</b>	<b>8,816,478.99</b>	<b>4.38</b>	<b>31,131.64</b>	<b>0.00</b>		<b>0.25</b>
			<b>14,064,402.37</b>		<b>14,064,402.37</b>	<b>100.00%</b>		<b>63</b>
<b>TOTAL PORTFOLIO</b>	<b>14,064,402.37</b>	<b>4.46</b>	<b>14,064,402.37</b>	<b>4.46</b>	<b>87,725.37</b>	<b>0.00</b>		<b>0.17</b>

- YTM @ Cost | Yield to Maturity at Cost Value  
- Days to Maturity | Weighted Average Maturity  
- All securities are held to maturity, unrealized gains or losses are not applicable



## Southmost Regional Water Authority Projected Cash Flow by Month

Begin Date: 04-2025, End Date: 06-2025

Date	CUSIP	FaceAmount/Shares	Description	PrincipalAmount	Interest/Dividends	Total
4/7/2025	TTS3103-040725	500,000.00	Texas TERM 5.29 4/7/2025	500,000.00	19,565.75	519,565.75
4/25/2025	CDS3102-042525	237,000.00	The First National Bank of Hutchinson, KS 5.37 4/2	237,000.00	12,692.03	249,692.03
<b>April 2025</b>				<b>737,000.00</b>	<b>32,257.78</b>	<b>769,257.78</b>
5/9/2025	TTS3100-050925	250,000.00	Texas TERM 4.78 5/9/2025	250,000.00	8,806.99	258,806.99
5/9/2025	TTS3103-050925	250,000.00	Texas TERM 4.78 5/9/2025	250,000.00	8,806.99	258,806.99
<b>May 2025</b>				<b>500,000.00</b>	<b>17,613.98</b>	<b>517,613.98</b>
<b>TOTAL</b>				<b>1,237,000.00</b>	<b>49,871.76</b>	<b>1,286,871.76</b>



# Drought Update

---

● ● ● SRWA BOARD MEETING | May 5, 2025

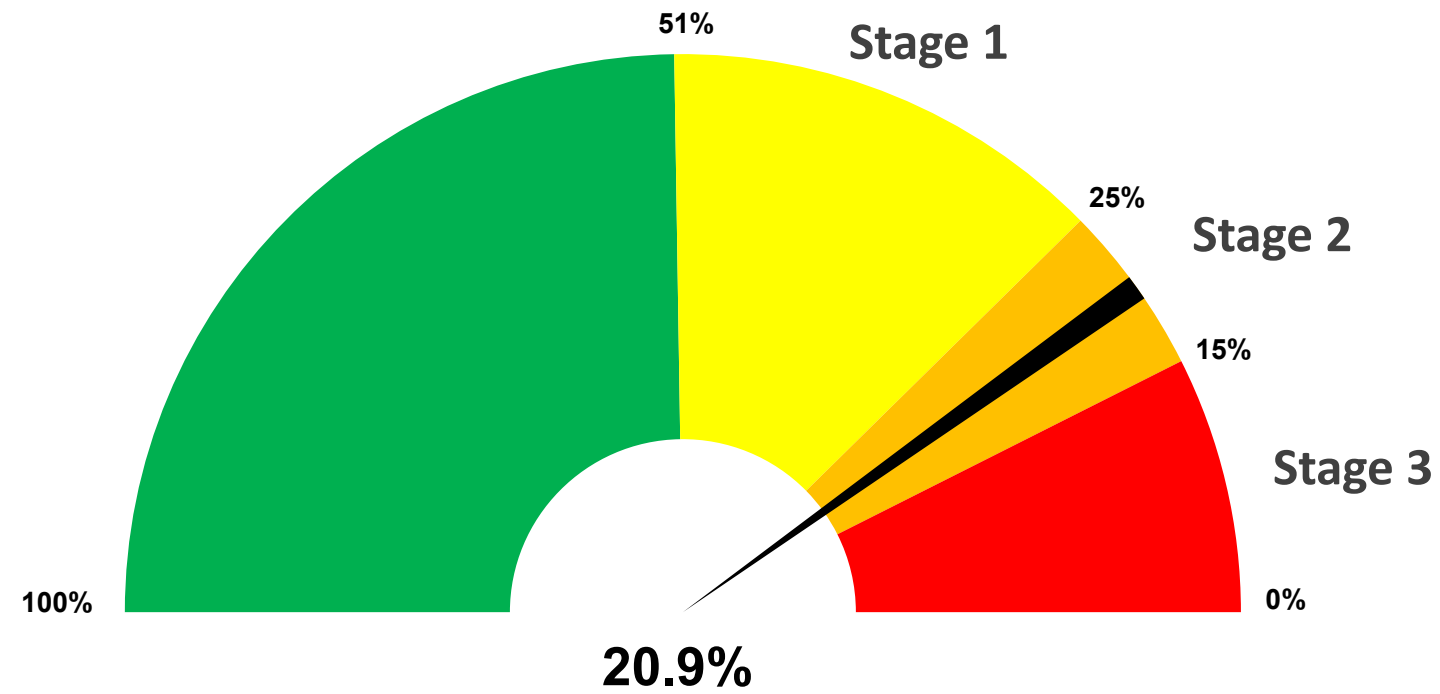
Jaime Flores

Water Resources Administrator

Raw Water Supply

A decorative graphic at the bottom of the slide consisting of several overlapping, wavy, blue shapes that create a sense of movement and depth, resembling water or a stylized landscape.

## BPUB Drought Stage Meter



U.S. Combined ownership at Amistad and Falcon Reservoirs  
April 26, 2025 = 20.9%

## % U.S. Combined Ownership at Amistad/Falcon

### Previous 3 Readings

**20.8%**

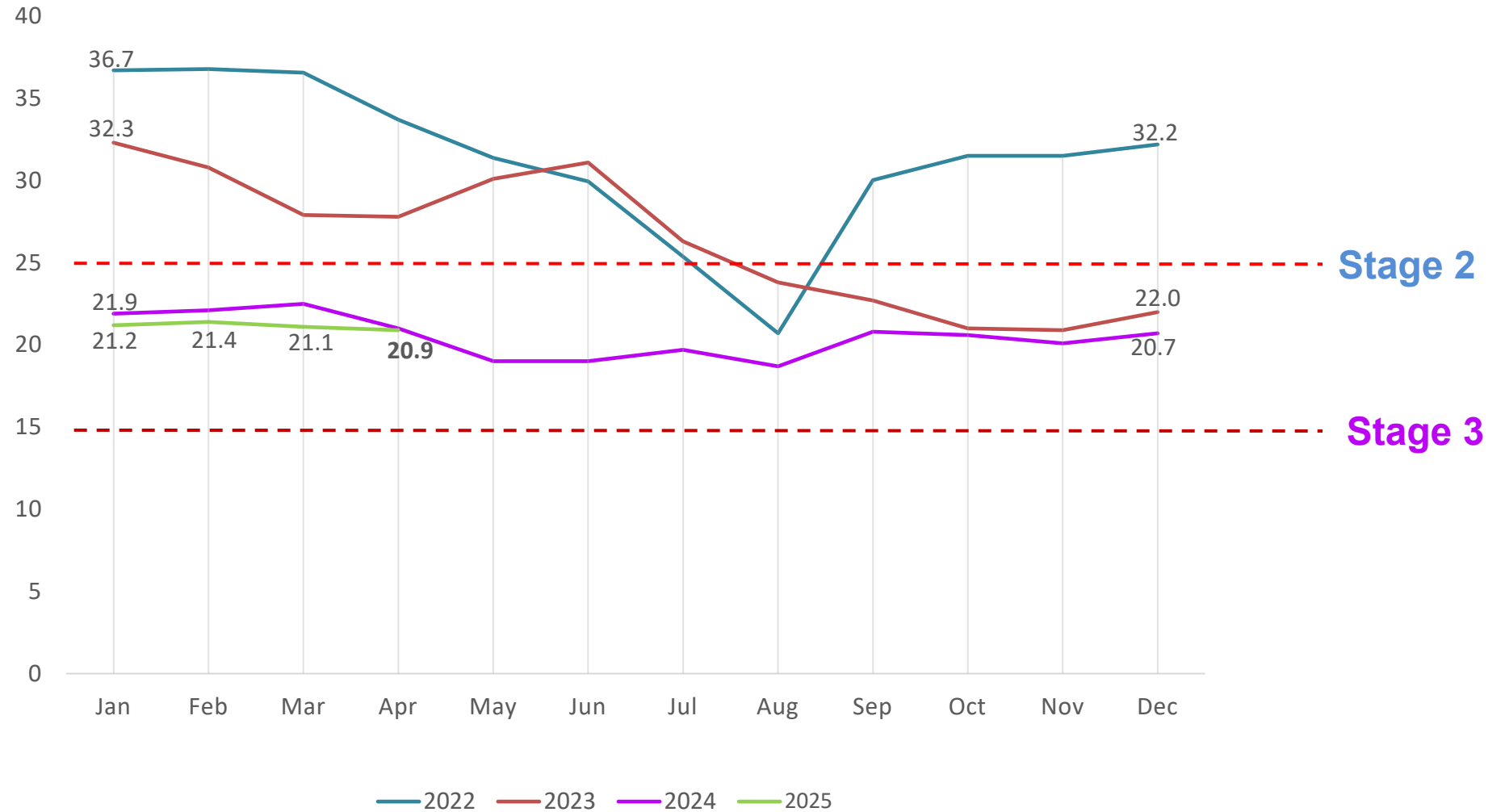
April 19, 2025

**21.2%**

April 12, 2025

**21.4%**

April 5, 2025



## National Weather Service May to July 2025 Outlook: For the Lower Rio Grande Valley/Deep South Texas Region

- An average to hotter than average outlook is favored during the May-July 2025 timeframe.
- Meanwhile, precipitation remains a toss-up across the region. While there will be many dry days through July, there could be bouts of showers and thunderstorms that should keep the precipitation surplus/deficit in balance. Showers and thunderstorms that could produce heavy rainfall and localized flooding has to continue to be taken into consideration through the remainder of this Spring Season and into the upcoming Summer Season.
- Falcon Int'l Reservoir remained near historic lows at the end of April. Confidence is very high (~90%) on total storage remaining at or near record lows through July. Rains from a tropical cyclone (such as Alex in 2010) would change this.
- The 2025 Atlantic Hurricane Season is expected to be slightly above average, though a “lean” towards being less active across the RGV/Deep South Texas region compared to 2024. NOAA’s outlook comes out in late May.
- **Water Conservation is Key Until Further Notice!** “Stage 2/3” Restrictions continued through early Spring 2025 and are likely to continue until further notice based on inflows from Amistad and Falcon.



B R O W N S V I L L E  
**PUBLIC UTILITIES BOARD**

---

**EVERY DROP COUNTS!**

Learn more about drought at:



**[brownsville-pub.com/drought-resources](https://brownsville-pub.com/drought-resources)**



# Consideration and Approval of Resolution to Appoint a Depository Bank

---

MIGUEL PEREZ



# Discussion on Date, Time of Next Board Meeting

---

JOSEPH HOLLMANN





# Adjournment

---